

Guide to Life Skills, Standards, & Test Prep Features

Side by Side has helped over 25 million students worldwide persist and succeed as language learners. Now, in this special edition for adult learners in standards-based programs, *Side by Side Plus* builds students' general language proficiency and helps them apply these skills for success meeting the needs of daily life and work.

LIFE SKILLS • Schedules

1 CONVERSATION ASKING FOR & GIVING SCHEDULE INFORMATION

CLINIC

Mon–Fri 8:00 – 7:00
Sat 8:00 – 5:00
Sun Closed

LIBRARY HOURS

M, W, F 9:00 AM – 6:30 PM
T, TH 9:00 AM – 9:00 PM
SAT, SUN 10:00 AM – 5:00 PM

POST OFFICE

M–F 8:00 – 4:00
Sat 8:00 – 1:00
Sun Closed

Practice the conversations with a classmate.

A. What time does the clinic open on Tuesday? A. What time does the library close on Friday?
B. It opens at eight o'clock. B. It closes at six thirty.

A. How many hours is the post office open on Saturday?
B. It's open for five hours.

Now walk around the classroom and practice new conversations with other students. Use the information in the signs above.

A. What time does the _____ open on _____?
B. It opens at _____.

A. What time does the _____ close on _____?
B. It closes at _____.

A. How many hours is the _____ open on _____?
B. It's open for _____ hours.

2 MAILBOX PICKUP TIMES USING POSTAL SERVICES

Look at the schedule and answer the questions.

How many times do they pick up the mail on weekday mornings? on weekday afternoons? on the weekend?

What time do they pick up the mail on Tuesday morning? on Friday afternoon? on Saturday?

Monday – Friday	Saturday	Sunday
8:30 AM	4:30 PM	2:00 PM
11:30 AM		Holiday

Location of Express Mail Drop: 250 Adams Street For information call: (800) ASK-USPS

3 COMMUNITY CONNECTIONS SCHEDULES IN THE COMMUNITY

Find three schedule signs in your community. Draw the signs, bring them to class, and share with other students. Ask students questions about the schedule information on your signs.

THINK & SHARE Think about schedules of different places in your community. When are these places open? Are the schedules good or bad? Why? What can you do to change a schedule? Discuss with your classmates.

Standards-based lessons at the end of every unit apply students' language learning to their life-skill roles in the community, family, school, and at work. Students develop the key competencies included in CASAS, BEST Plus, EFF, SCANS, Model Standards, and other major state and local curriculum frameworks and assessment systems.

Real-life conversation practice in authentic life-skill situations gets students talking through interactive pair work. Extensive illustrations and photographs provide clear contexts and support vocabulary learning.

Community tasks introduce basic civics topics related to community life and help students connect to community information and services.

LIFE SKILLS READING • Bus schedule • Traffic & safety signs

A BUS SCHEDULE

Look at the bus schedule and answer the questions. Circle the answers on the schedule.

High Street	State Street	Kellogg Road	Congress Street	Western Avenue
6:33 AM	6:41 AM	6:54 AM	7:01 AM	7:14 AM
7:48 AM	7:58 AM	8:12 AM	8:24 AM	8:37 AM
8:00 AM	8:10 AM	8:24 AM	8:36 AM	8:49 AM
9:10 AM	9:20 AM	9:33 AM	9:43 AM	9:54 AM
9:50 AM	10:00 AM		10:21 AM	10:32 AM
10:30 AM	10:40 AM			
11:00 AM	11:10 AM	11:23 AM	11:33 AM	11:45 AM
11:55 AM	12:05 PM	12:18 PM	12:28 PM	12:39 PM

1. What time does the first bus arrive at Congress Street?
2. When does the 8:00 AM bus get to Kellogg Road?
3. What time does the 10:30 AM bus get to Western Avenue?
4. What time does the 9:50 AM bus arrive at State Street?
5. When does the last morning bus leave from High Street?
6. When does the 7:48 AM bus arrive at Western Avenue?

7. How long does it take to get from High Street to Kellogg Road at 11:00 AM?
A. 18 minutes B. 23 minutes C. 24 minutes D. 33 minutes


8. You're at the Congress Street bus stop. It's a quarter to nine. When is the next bus?
A. 8:36 AM B. 8:49 AM C. 9:33 AM D. 9:43 AM

9. You're at the State Street bus stop. It's 10:10 AM. How long do you have to wait for a bus?
A. ten minutes B. twenty minutes C. half an hour D. an hour


10. You're meeting someone at the Western Avenue bus stop at 12 noon. When should you leave High Street?
A. 10:30 AM B. 11:00 AM C. 11:45 AM D. 11:55 AM

TRAFFIC AND SAFETY SIGNS


Match each warning with the correct sign.




A




B




C



D



E



F

1. You can't make a left turn here. 4. Slow down. There's a crosswalk ahead. Watch for pedestrians crossing the road.

2. Slow down. There's a school nearby. Watch for children crossing the road.

3. Traffic from another lane will enter the road. 5. Be careful! The road ahead is slippery.

6. The road ahead is closed. Take this road instead.

COMMUNITY CONNECTIONS

Find different traffic signs in your community and draw them. Write down all the words and symbols on the signs. Bring your signs to class, and compare signs with other students.

Critical thinking and problem-solving activities help students focus on issues and problems and share ideas and solutions.

Realia-based reading activities include schedules, product labels, advertisements, store receipts, menus, ATM screens, help wanted ads, and telephone directories.

Life skills writing activities include signs, forms, phone messages, job applications, invitations, checks, recipes, notes to a child's teacher, and letters to the editor.

NARRATIVE READING • Safe driving practices

Safe Driving

More than 3.5 million people get hurt in car accidents in the United States each year. Here are some things you can do so that you and your passengers are safe.

Always wear a seat belt. Also, make sure that all the passengers in your car wear their seat belts. Children under the age of five should ride in child safety seats that you attach to the back seat of the car. The center back seat is the safest.

Many accidents happen when cars are in bad condition. Take good care of your car. Check the brakes every week to be sure that you can stop the car when you need to. Keep the windshield clean so you can see the road ahead. Be sure the windshield wipers work in the rain.

Be a careful driver. Pay attention to traffic signs, road conditions, and other drivers. Look before you make a turn or change lanes on the highway. Don't "tailgate"—don't stay too close to the car in front of you. The driver might stop without warning. Be especially careful when the weather is bad. Slow down and use your headlights in the rain, snow, and fog. Pay attention to the speed limit. When the speed limit is sixty miles an hour, that's the fastest you should drive. On the other hand, don't be a slow driver. Slow drivers can cause accidents.

You can't pay attention to the road when you're tired or busy doing too many things. Don't eat, drink, or talk on your cell phone while you're driving. Don't take any medicine that can make you sleepy before you drive. The label on such medicine usually has the warning "May cause drowsiness." Remember, other drivers are not always as careful as you are. Be prepared for their mistakes. If you are in an accident, the police will ask to see your papers. Always have your license, car registration, and insurance card with you to show to the police.

1. The best place for a child safety seat is _____.
A. in the front seat
B. in the back seat next to the door
C. in the center back seat
D. next to the driver

2. According to this article, drivers should _____.
A. use headlights when it's foggy
B. always drive sixty miles per hour
C. ride in safety seats
D. make mistakes

3. According to this article, drivers should NOT _____.
A. be prepared for other drivers' mistakes
B. look before changing lanes
C. use their windshield wipers in the rain
D. use a cell phone while they're driving

4. A driver who tailgates _____.
A. is a slow driver
B. drives too close to the car ahead
C. stops without warning
D. is a careful driver

5. We can infer that the windshield in paragraph 3 _____.
A. stops the car
B. cleans the car
C. is in the back of the car
D. is in the front of the car

6. May cause drowsiness means the medicine _____.
A. is old
B. is bad for you
C. might make you tired
D. might make you nervous

Narrative reading passages offer practice with simple newspaper and magazine articles on topics such as safe driving practices, cross-cultural expectations, the education system, and nutrition. Reading tips highlight key concepts and skills such as differentiating facts and inferences and recognizing signal words.

Reading comprehension exercises in multiple-choice formats help students prepare for the reading section of standardized tests.

Check-up tests allow a quick assessment of student achievement and help prepare students for the kinds of test items found on standardized tests.

More complete Achievement Tests for each unit, including listening test items, are available as reproducible masters and printable disk files in the Teacher's Guide with Multilevel Activity & Achievement Test Book and CD-ROM. They are also available in the companion Activity & Test Prep Workbook.

Vocabulary checklists and language skill checklists help students review words they have learned, keep track of the skills they are developing, and identify vocabulary and skills they need to continue to work on. These lists promote student persistence as students assess their own skills and check off all the ways they are succeeding as language learners.

ASSESSMENT • Check-up test • Self-evaluation checklists

Choose the correct answer.

1. I go to the _____ on Main Street to wash my shirts.
A. shopping mall
B. department store
C. hardware store
D. laundromat

2. They bake wonderful pies and cakes at the _____ down the street.
A. bank
B. bakery
C. barber shop
D. flower shop

3. I got off the bus at the wrong _____.
A. stop
B. map
C. bus
D. directions

4. We don't want to be late for the plane. What's the fastest way to get to the _____?
A. train station
B. airport
C. bus station
D. gas station

5. Can you _____ a good department store in a convenient location?
A. tell me how
B. directions
C. how to get there
D. recommend

6. What _____ does the clinic close on Monday?
A. hours
B. schedule
C. time
D. schedule sign

7. When you drive, you should always _____.
A. ride in a child safety seat
B. wear a seat belt
C. tailgate
D. be a slow driver

8. When you drive, don't _____.
A. drive and talk on your cell phone
B. use your headlights in the fog
C. look before you change lanes
D. pay attention to the speed limit

Look at the bus schedule. Choose the correct answer.

9. You're at the Lake Street bus stop. It's half past seven. The next bus is at _____.
A. 6:15 AM
B. 7:10 AM
C. 7:55 AM
D. 8:30 AM

10. You're at the Main Street bus stop. It's a quarter after eight. You have to wait _____ for the next bus.
A. 6 minutes
B. 21 minutes
C. 8:21
D. 8:51

Lake St.	First Ave.	Main St.	River Rd.
6:15 AM	6:24 AM	6:36 AM	6:42 AM
7:10 AM	7:21 AM	7:34 AM	7:42 AM
7:55 AM	8:07 AM	8:21 AM	8:29 AM
8:30 AM	8:40 AM	8:51 AM	8:58 AM

SKILLS CHECK

Words:

- airport
- drug store
- parking
- back seat
- bakery
- fire station
- garage
- parking lot
- brakes
- bank
- flower shop
- pet shop
- child safety seat
- barber shop
- gas station
- playground
- headlights
- baseball
- hardware store
- police station
- passenger
- stadium
- hospital
- restaurant
- road conditions
- seat belt
- speed limit
- book store
- high school
- shoe store
- tailgate
- bus station
- hotel
- supermarket
- traffic sign
- cafeteria
- ice cream shop
- toy store
- windshield
- clinic
- laundromat
- train station
- windshield wipers
- courthouse
- museum
- university
- zoo
- department store
- park

I can ask & answer:
 Can you tell me/ Could you please tell me/ Would you please tell me how to get there?
 What time does the clinic open/close on Tuesday?

I can read:
 schedule information on signs
 a bus schedule
 traffic & safety signs

I can:
 draw a map and write directions
 ways I get to places in my community